



# **Congregate Care: Data Driven Recommendations**

**Rhode Island Department of Children, Youth & Families  
Data and Evaluation**

**February, 2014**



## Data Driven Recommendations:

- Increase family involvement for youth in congregate care:
  - Family based therapy (25% receive family therapy, 75% receive individual therapy)
  - Wraparound supports
- Keep high-risk youth (discharged from congregate care) open to the network for 5 months after discharge **OR** formally transition to FCCP
- Gather additional information on service array and quality
- Develop an indicator for services that are at maximum capacity
- Enhancing assessment of congregate care trajectories (level of care report)

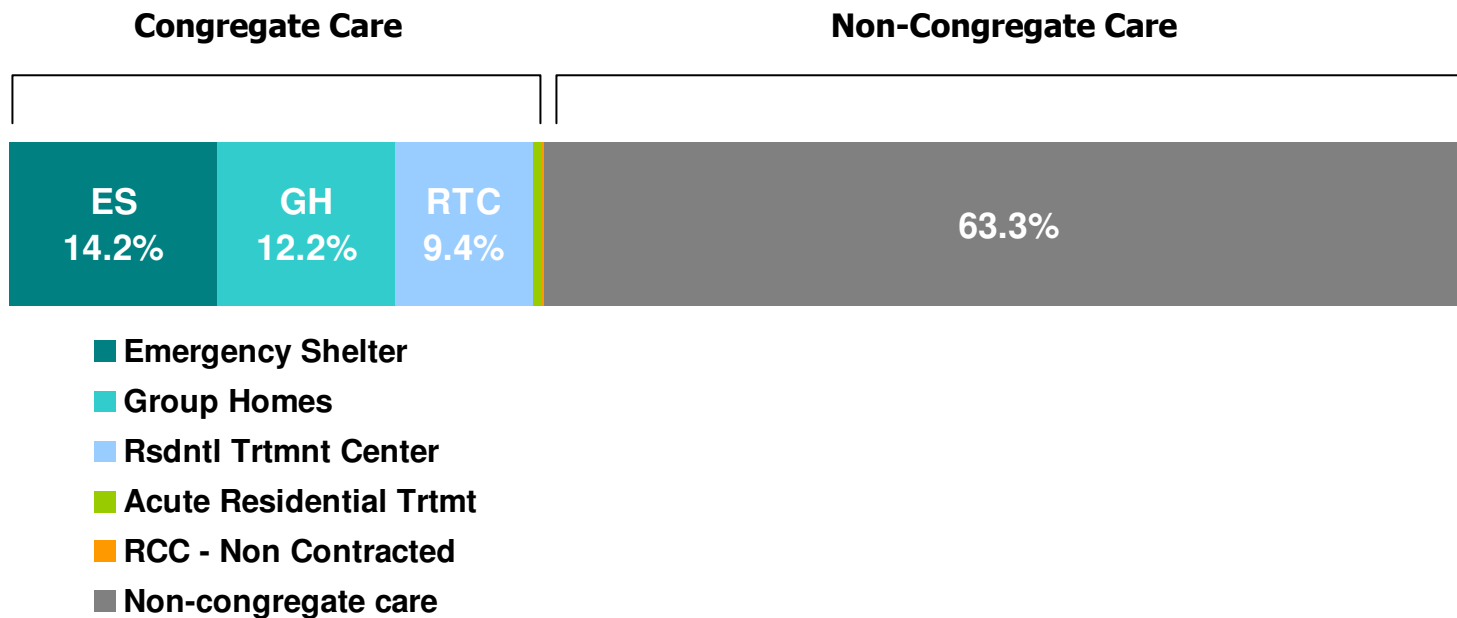
**Do you agree? Let's take a look.**



# 36.7% of youth removed were initially placed in congregated care

based on data from 7/1/12 – 2/10/14 (=692/1887 unduplicated)

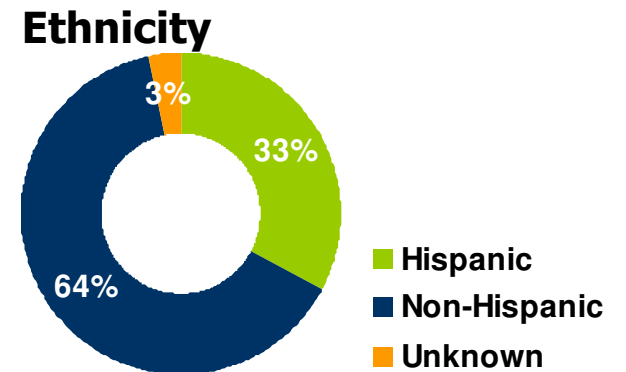
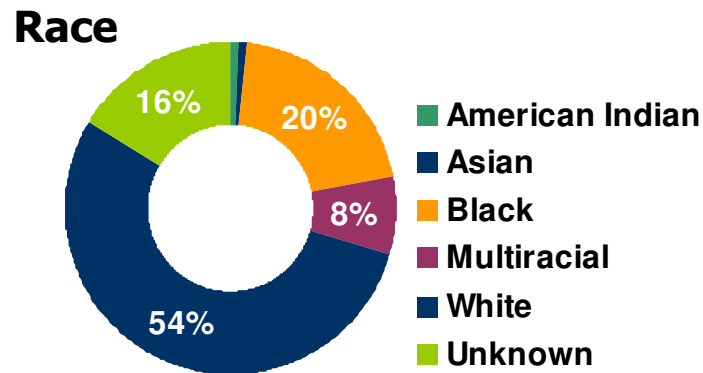
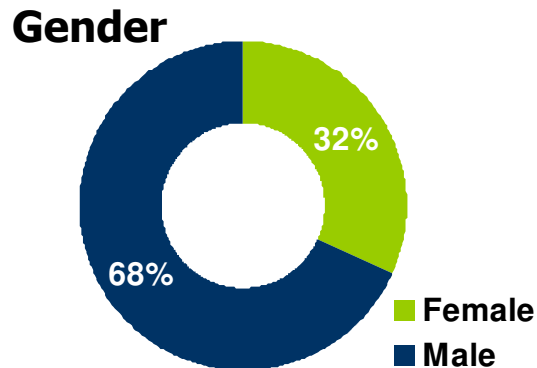
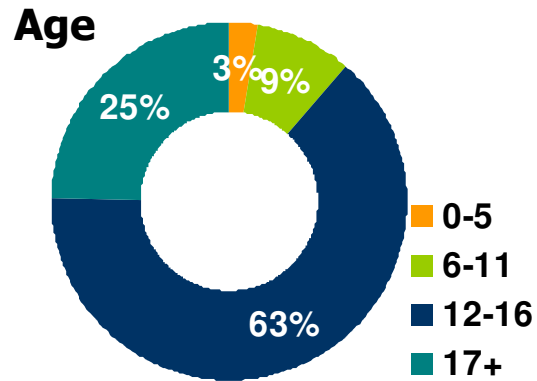
*Percent of children entering into out of home placement, by service types of current removal*



Note: Congregate care does not include semi-indep and indep living. RTC includes substance abuse  
Data Source: RICHIST 460R 7/1/12 - 2/10/14 (removals)



**88% of youth removed into congregate care are ages 12-16 and 17+. They represent the largest percentage across all genders, races, and ethnicities.**

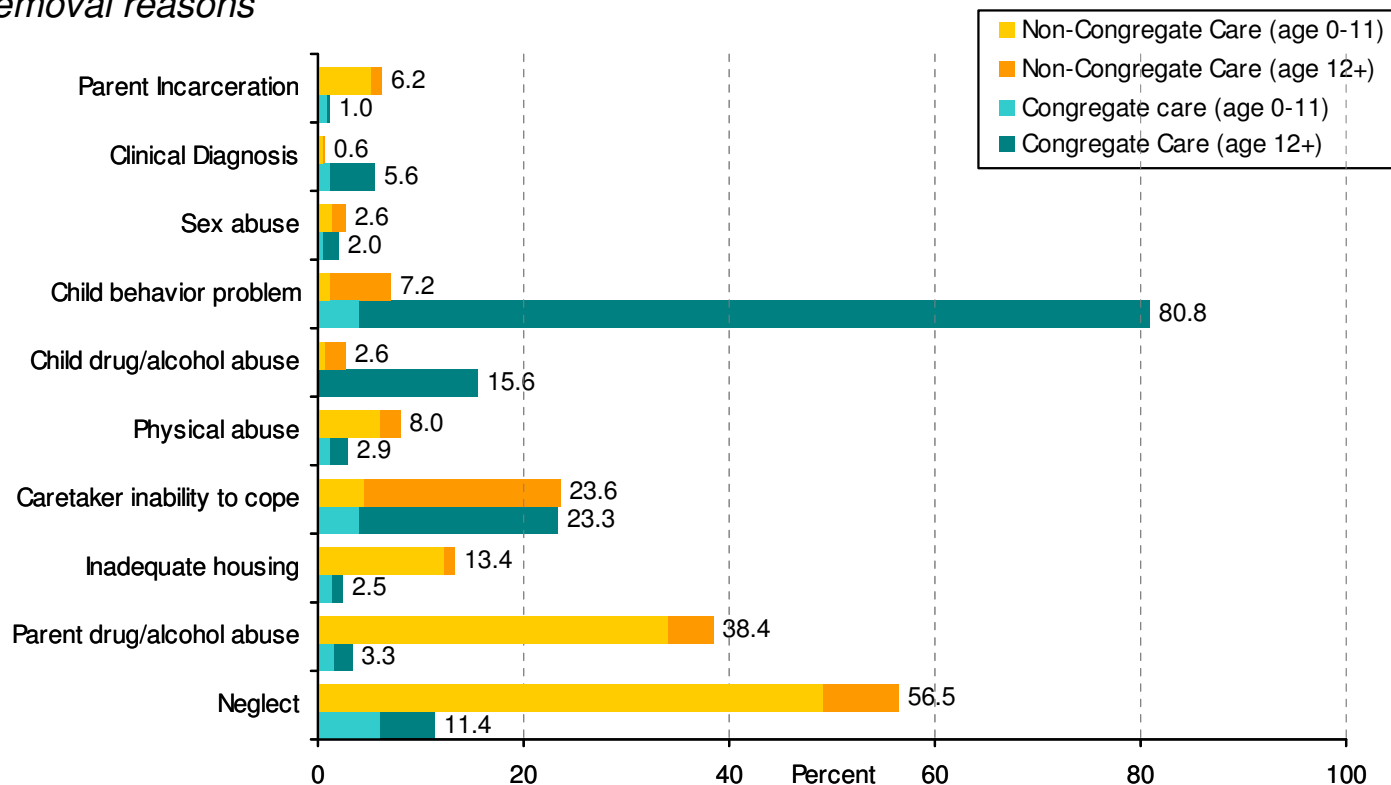


Note: Congregate care does not include semi-indep and indep living.  
Data Source: RICHIST 460R 7/1/12 - 2/10/14 (removals)



# 80.8% of youth initially placed in congregated care were removed for child behavior problems. A majority were 12+ years of age.

Percent of children entering into out-of-home placement, by placement setting, age, and most frequent removal reasons



Note: Congregate care does not include semi-indep and indep living. Percentages may add up to over 100% because a youth may have multiple removal reasons. Removal reasons not shown include parent death, abandonment, and relinquishment; the percentage for each of these removal reasons is < 6%.

Data Source: RICHIST 460R 7/1/12 - 2/10/14 (removals)

# Child and Adolescent Needs & Strengths (CANS)

**WHAT IS THE CANS?** : Widely-used standardized assessment tool of youth & caregiver needs & strengths.

Domains are:

- *Life Domain Functioning*
- *Child Strengths*
- *School*
- *Caregiver Strengths & Needs*
- *Child Behaviors/ Emotional Needs*
- *Child Risk Behaviors*

See  
handout

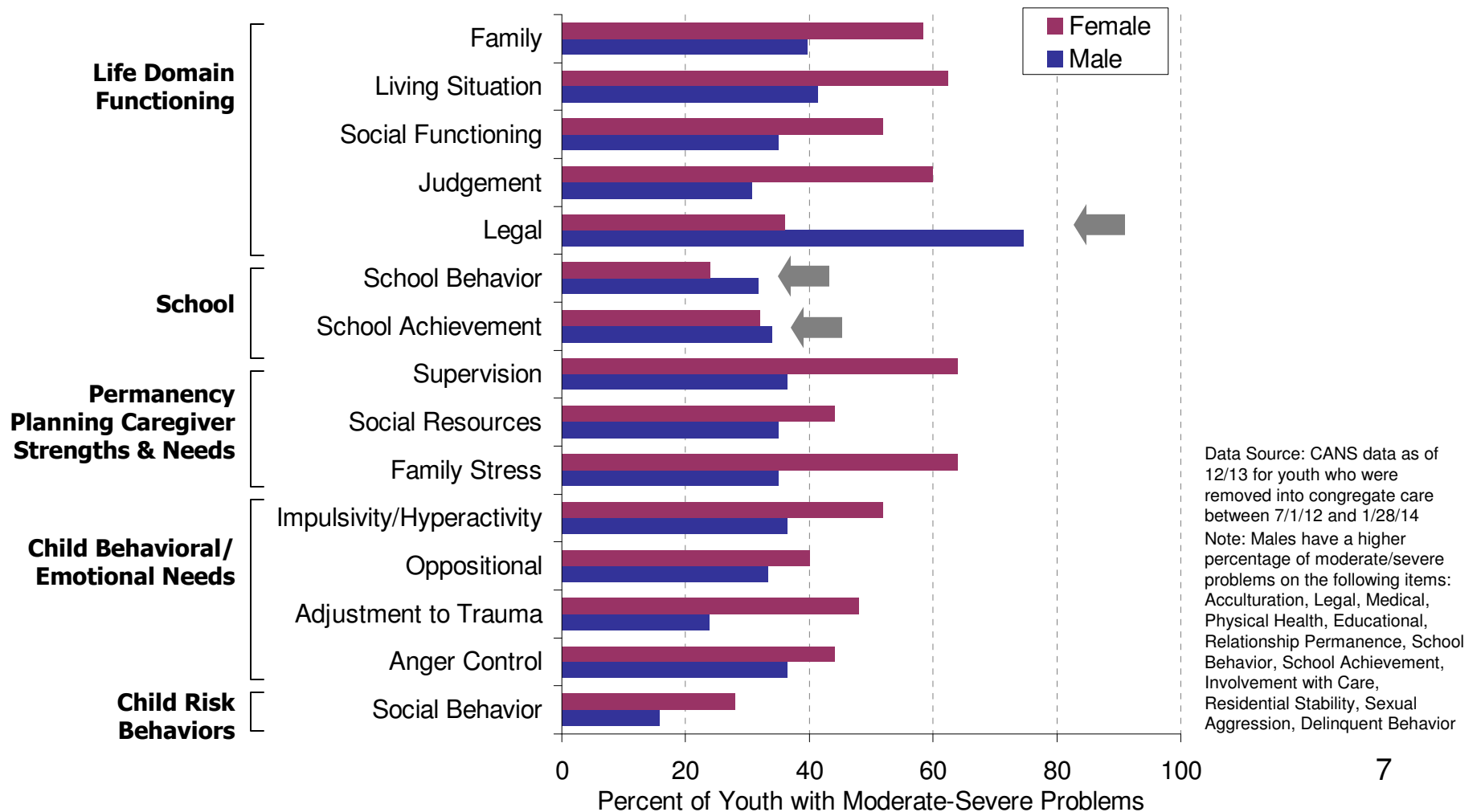
**WHO COMPLETES THE CANS?** : Completed by a Network Care Coordinator (NCC) or Network provider who has been certified in the CANS

**FOR WHOM AND WHEN?:** For a child 5-17 years old whose case is open to DCYF and enters or transitions to/from congregate care or specialized foster care. Within 45 days of entry/transition

**CANS data were available for 12.7% (88/694) of the youth who were removed into congregate care between 7/1/12 and 2/10/14.**

# A higher percentage of FEMALES have moderate or severe problems on most CANS needs domains compared to males (48/58 needs and 9/11 strengths according to Initial CANS Ratings).

Percent of youth with moderate or severe problems on select CANS needs domains, by gender (N=88)



# Some Evidence Based or Evidence Promising Practices: Permanency, Reunification

Program	Scientific Rating	Child Welfare Rating
<b>Homebuilders</b>	2 ( <i>provisional</i> ) – Research Evidence	1 ( <i>provisional</i> ) - High
<b>Project Connect*</b>	3 – Promising Research Evidence	1 - High
<b>Incredible Years</b>	1 – Well Supported by Research Evidence	1 - High
<b>Parent-child Interaction Therapy</b>	1 – Well Supported by Research Evidence	2 - Medium

\* Safety, permanency, well-being

**Scientific Rating:** (1) Well-Supported by Research Evidence, (2) Supported by Research Evidence, (3) Promising Research Evidence, (4) Evidence Fails to Demonstrate Effect, (5) Concerning Practice, (NR) Not able to be Rated

**Child Welfare Scale:** (1) High, (2) Medium, (3) Low, (4) NR



# Some Evidence Based or Evidence Promising Practices: Permanency (Parent Training)

Program	Scientific Rating	Child Welfare Rating
<b>Incredible Years</b>	1 – Well Supported by Research Evidence	1 - High
<b>Triple P Positive Parenting</b>	1 – Well Supported by Research Evidence	2 - Medium
<b>Parent Management Training</b>	1 – Well Supported by Research Evidence	2 - Medium

**Scientific Rating:** (1) Well-Supported by Research Evidence, (2) Supported by Research Evidence, (3) Promising Research Evidence, (4) Evidence Fails to Demonstrate Effect, (5) Concerning Practice, (NR) Not able to be Rated

**Child Welfare Scale:** (1) High, (2) Medium, (3) Low, (4) NR

# Some Evidence Based or Evidence Promising Practices: Placement Stability

Program	Scientific Rating	Child Welfare Rating
<b>Multidimensional Treatment Foster Care Adolescent</b>	1 – Well Supported by Research Evidence	2 - Medium
<b>Multidimensional Treatment Foster Care for preschoolers</b>	2 – Supported by Evidence	1 - High
<b>Wraparound</b>	3 – Promising Research Evidence	1 - High
<b>Keeping Foster and Kin Parents Supported and Trained</b>	3 – Promising Research Evidence	1 - High

**Scientific Rating:** (1) Well-Supported by Research Evidence, (2) Supported by Research Evidence, (3) Promising Research Evidence, (4) Evidence Fails to Demonstrate Effect, (5) Concerning Practice, (NR) Not able to be Rated

**Child Welfare Scale:** (1) High, (2) Medium, (3) Low, (4) NR

**For youth discharged from congregate care, the median length of time in placement was 190.5 days.** It varies from 72 days for discharges from emergency shelters to 264 days for discharges from group homes. This is based on youth discharged 7/1/12–1/29/14.

Service Type	Number of Youth	Median Days InPlcmnt	Median Age
<b>Total</b> (without indep/semi-indep living)	<b>554</b>	<b>190.5</b>	<b>16</b>
Group Homes	243	264	16
Rsdntl Trtmnt (incl Sub Abuse)	152	224.5	16
Emergency Shelter	148	72	16
RCC - Non Contracted	9	333	13
Acute Residential Trtmnt	2	84	16.5
<i>Ind/Semi-Indep Living</i>	<i>86</i>	<i>860.5</i>	<i>18</i>

Data Source: RICHIST 460D 7/1/12-1/29/14 (discharges)

See  
handout

## Of youth age 12+ discharged from:

- **Group Homes, males 17+ had a longer placement**  
(higher median number of days in placement compared to males age 12-16 and females)
- **Residential Treatment, females had a longer placement**  
(higher median number of days in placement compared to males)
- **Emergency Shelters, males had a longer placement**  
(higher median number of days in placement compared to females)

Gender and Age Group	Group Homes		Residential Treatment Ctr		Emergency Shelter	
	N	Median # Days	N	Median # Days	N	Median # Days
<b>Total, age 12+</b>	<b>226</b>	<b>272</b>	<b>150</b>	<b>221.5</b>	<b>140</b>	<b>79.5</b>
Female, age 12-16	46	<b>230</b>	7	<b>280</b>	46	<b>60.5</b>
Female, age 17+	23	<b>198</b>	5	<b>1266</b>	14	<b>80</b>
Male, age 12-16	80	<b>234</b>	71	<b>229</b>	52	<b>91.5</b>
Male, age 17+	77	<b>325</b>	67	<b>202</b>	28	<b>90</b>

Note: Acute Residential Treatment and RCC Non-Contracted are not shown due to small numbers of 2 and 9, respectively.

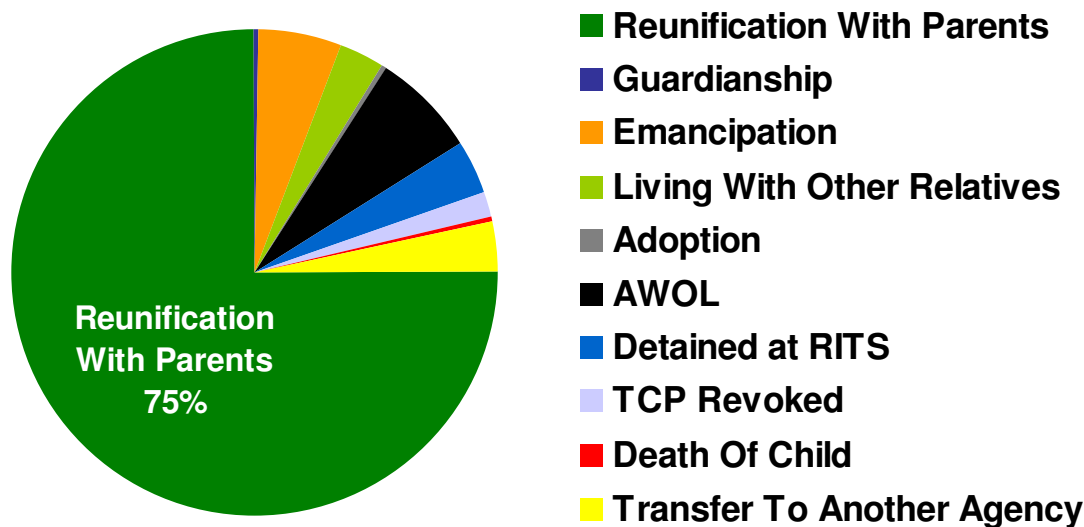
Data Source: RIC HIST 460D 7/1/12-1/29/14 (discharges)



# 75% of youth discharged from congregate care were reunified with parents


based on youth discharged 7/1/11–12/31/13 (=482/643 unduplicated)

*Percent of youth discharged from congregate care, by discharge reason*



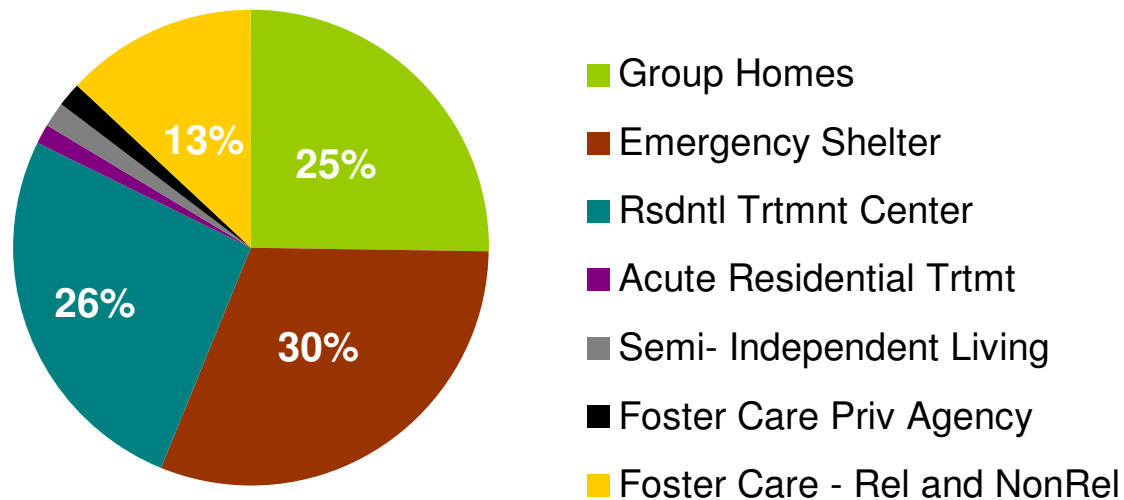
In more recent data (7/1/12–1/29/14), **81%** of youth (all ages) discharged from congregate care were reunified with parents: 100% of youth age 0-11 (N=29) and 79.6% of youth age 12+ (N=525).

Note: Congregate care does not include semi-indep and indep living.  
Data Source: RICHIST 460D 7/1/11-12/31/12 (discharges) and 460R 7/1/11-12/31/13 (removals)



**25.5%** of youth discharged from congregate care and reunified with parents **RE-ENTERED** into placement within a year based on youth discharged 7/1/11–12/31/12 and re-entered 7/1/11–12/31/13 (=123/482 unduplicated)


*Percent of youth re-entering placement into congregate care who were discharged from congregate care and reunified with parents within the previous year, by service type*



**22.2%** of youth **discharged from congregate care** (all reasons) re-entered placement within a year (=143/643)

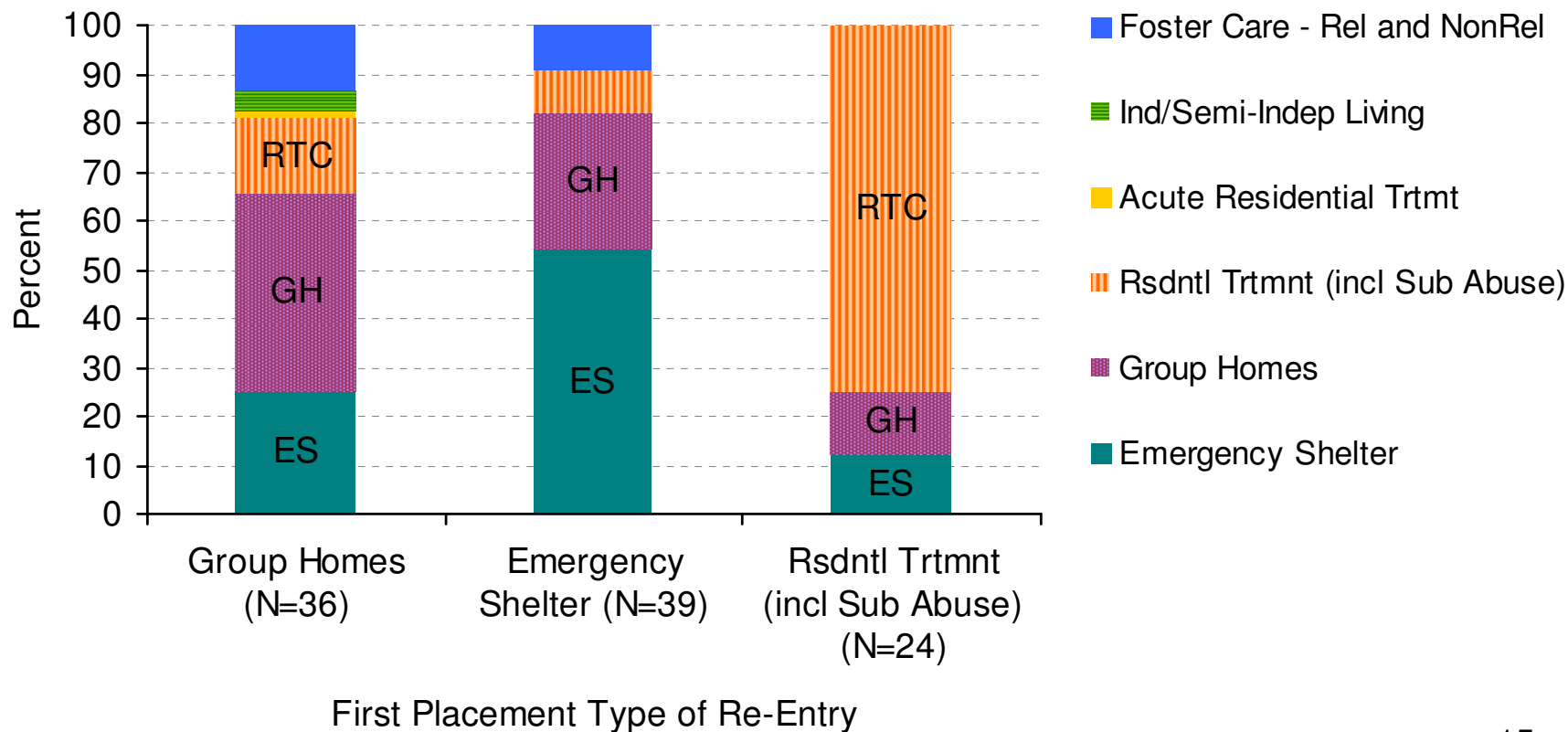
**15.3%** of youth **discharged from all placements** (all reasons) re-entered placement within a year (=230/1505)

Note: The RICHIST report utilized for this analysis calculates slightly differently than the federal calculation. Congregate care does not include semi-indep and indep living. RTC includes substance abuse  
Data Source: RICHIST 460D 7/1/11-12/31/12 (discharges) and 460R 7/1/11-12/31/13 (removals)



**88.8% of youth re-entering placement into congregative care** were discharged from congregative care and reunified with parents within the past year based on youth discharged 7/1/11–12/31/12 and re-entered placement into congregative care 7/1/11–12/31/13 (=103/116 unduplicated)

**Percent of children re-entering placement into congregative care, by placement service type at previous discharge**

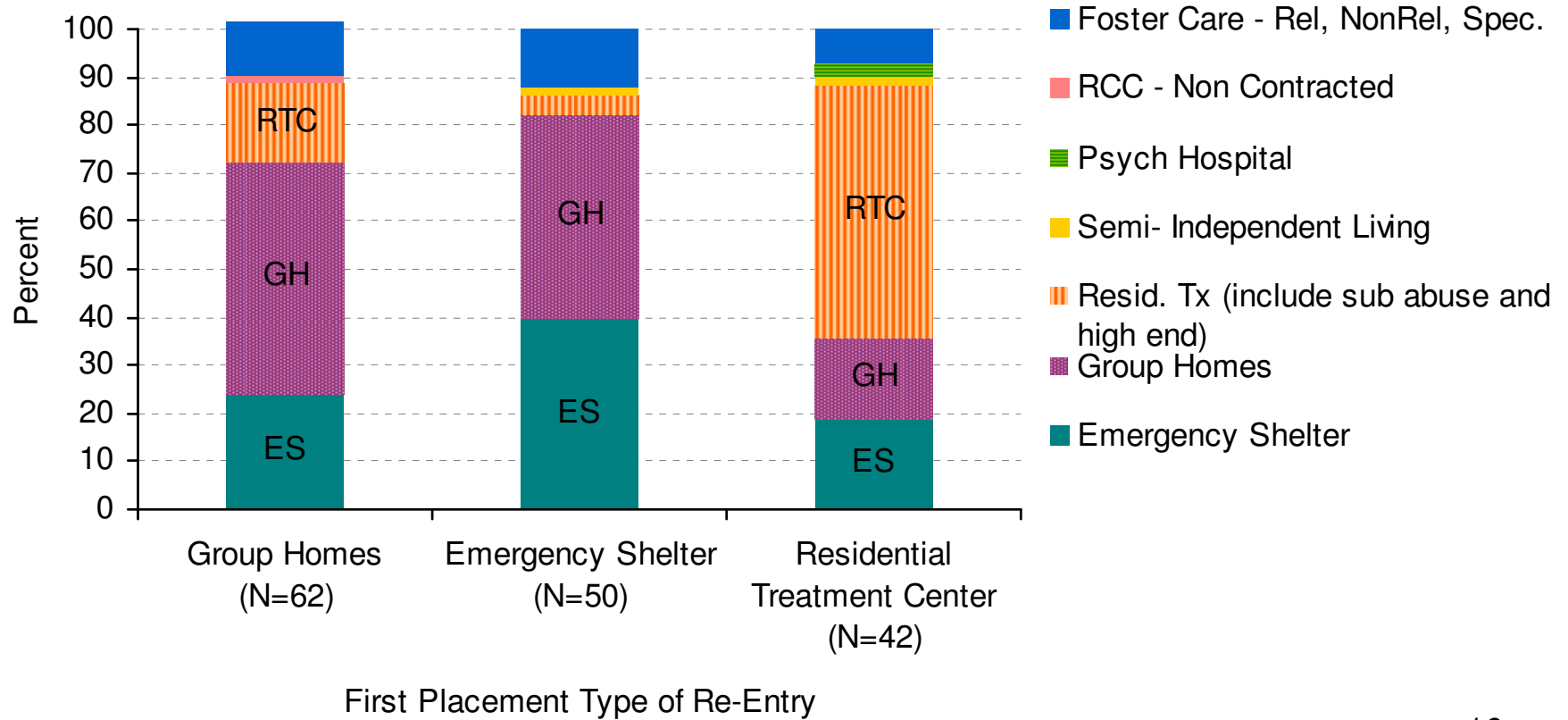


Note: Congregative care does not include semi-indep and indep living. RTC includes substance abuse  
 Data Source: RICHIST 460D 7/1/11-12/31/12 (discharges) and 460R 7/1/11-12/31/13 (removals)



**88.5% of youth re-entering placement into congregate care** were previously discharged from a congregate care placement within the past year based on data from 7/1/12 – 2/10/14 (=139/157 unduplicated).

**Percent of children re-entering placement into congregate care, by placement service type at previous discharge**



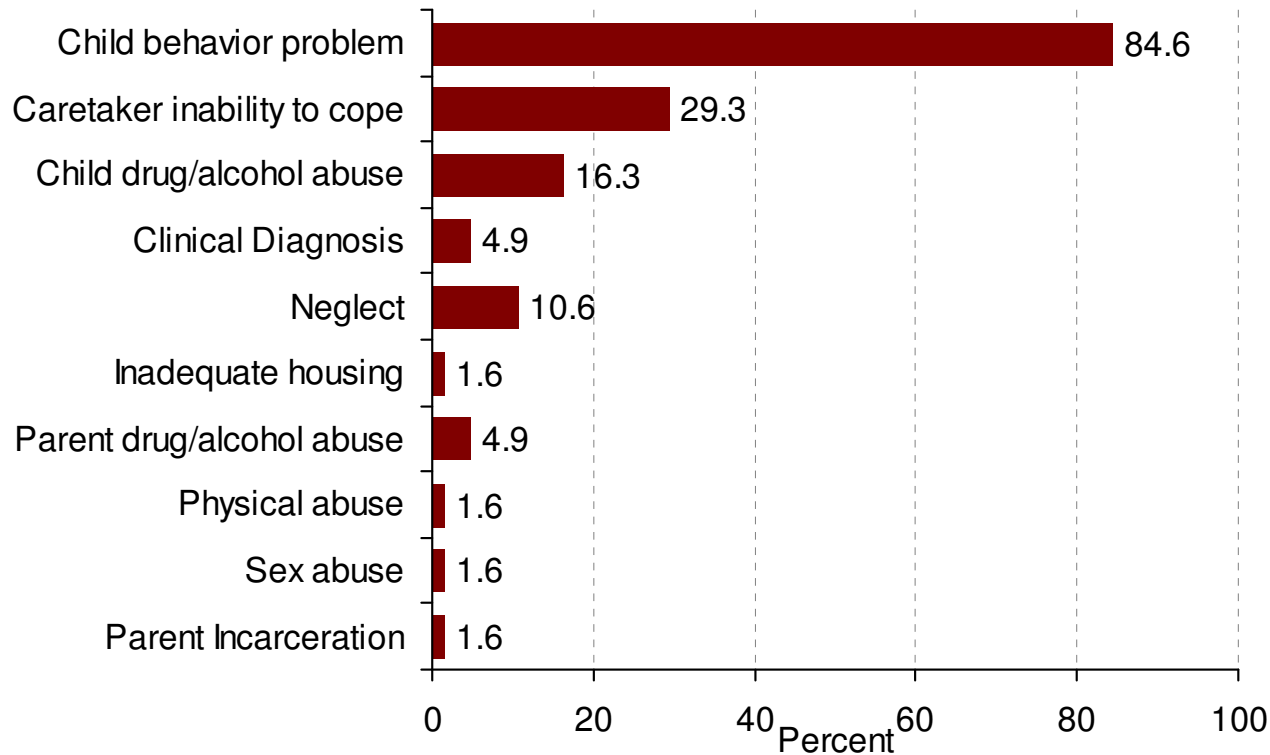
Note: Congregate care does not include semi-indep and indep living. RTC includes substance abuse





# Child behavior problem was the most frequent removal reason for youth re-entering placement who were discharged from congregate care and reunified with parents within the past year based on discharges 7/1/11–12/31/13 and re-entries 7/1/11–12/31/13 (N=123 unduplicated)

**Percent of children re-entering into out-of-home placement, by age group and most frequent removal reasons**



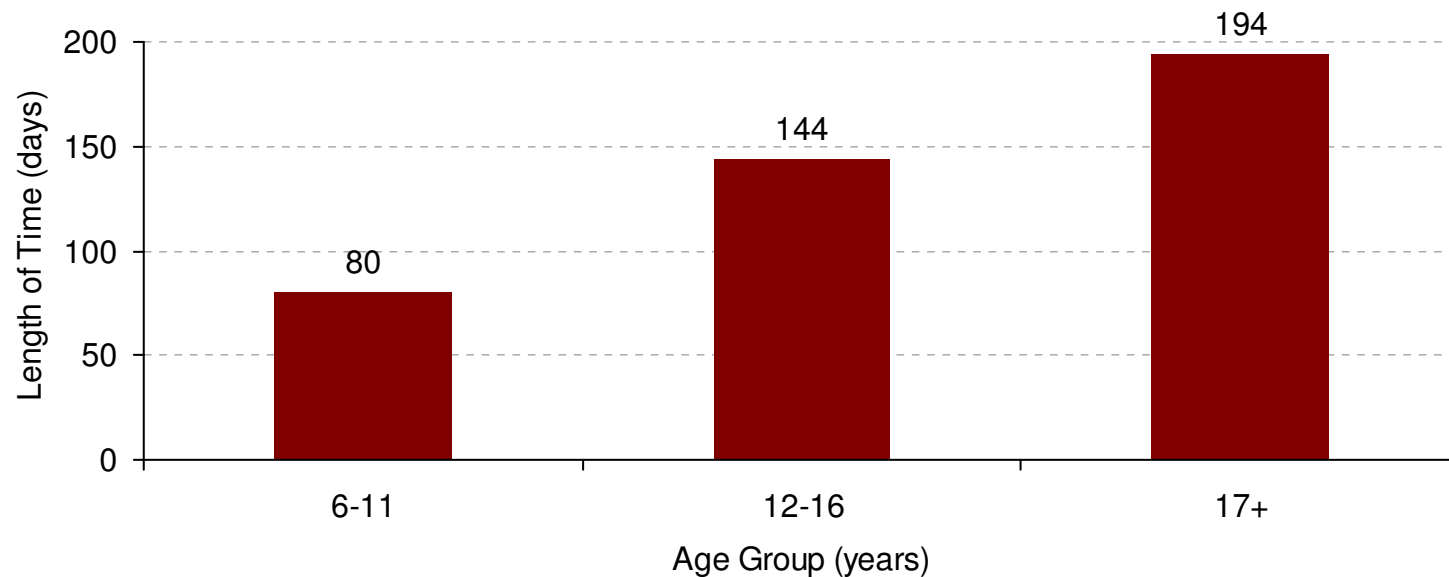
Note: Congregate care does not include semi-indep and indep living. Percentages may add up to over 100% because a youth may have multiple removal reasons. Removal reasons not shown include parent death, abandonment, and relinquishment; the percentage for each of these removal reasons is < 6%.

Data Source: RICHIST 460D 7/1/11-12/31/12 (discharges) and 460R 7/1/11-12/31/13 (removals)



Among youth re-entering placement, the **median length of time since a previous discharge from congregate care was 151 days or approximately 5 months (varies by age)**

*Median length of time (days) since previous discharge for children re-entering into out-of-home placement, placement is congregate care, by age group (N=166)*

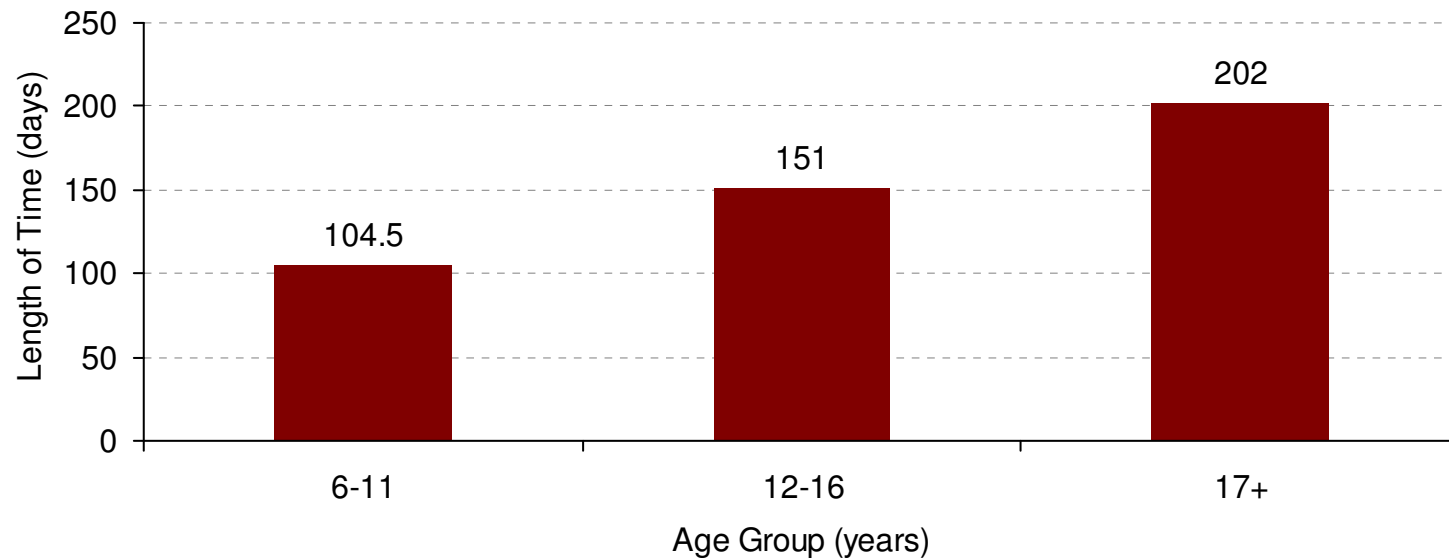


Note: Congregate care does not include semi-indep and indep living. RTC includes substance abuse  
Data Source: RICHIST 460R 7/1/12 - 2/10/14 (removals)



Among youth re-entering placement into congregate care, the median length of time since a previous discharge from congregate care **was 158 days or approximately 5 months (varies by age)**

*Median length of time (days) since previous discharge for children re-entering into out-of-home placement, placement is congregate care, by age group (N=139)*



Note: Congregate care does not include semi-indep and indep living. RTC includes substance abuse  
Data Source: RICHIST 460R 7/1/12 - 2/10/14 (removals)



## Data Driven Recommendations:

- Increase family involvement for youth in congregate care:
  - Family based therapy (25% receive family therapy, 75% receive individual therapy)
  - Wraparound supports
- Keep high-risk youth (discharged from congregate care) open to the network for 5 months after discharge **OR** formally transition to FCCP
- Gather additional information on service array and quality
- Develop an indicator for services that are at maximum capacity
- Enhancing assessment of congregate care trajectories (level of care report)

**Do you agree? Let's take a look.**